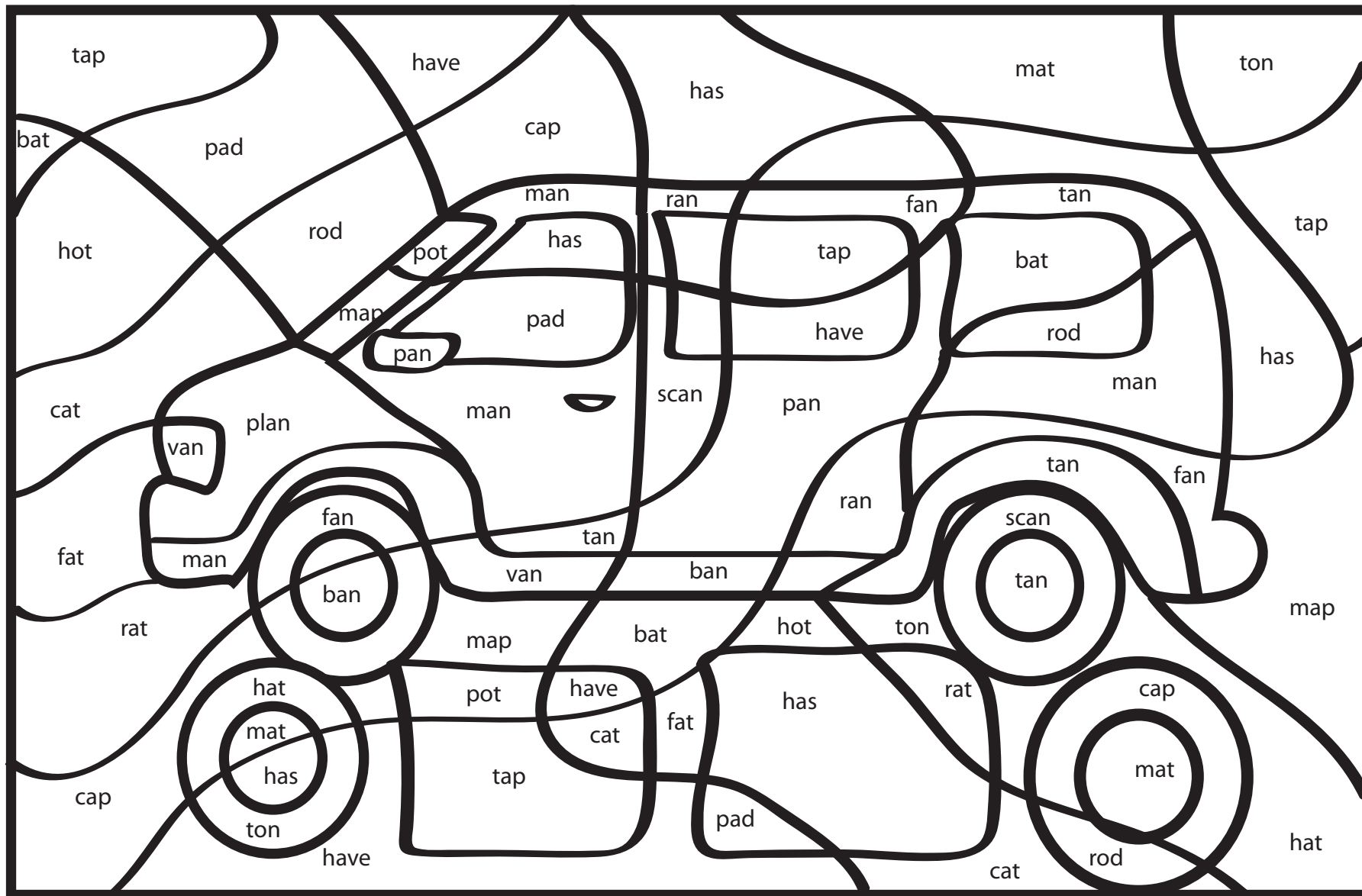


Color the Rhyming Sight Words

Color in orange each area that rhymes with the word **can**. What do you find?

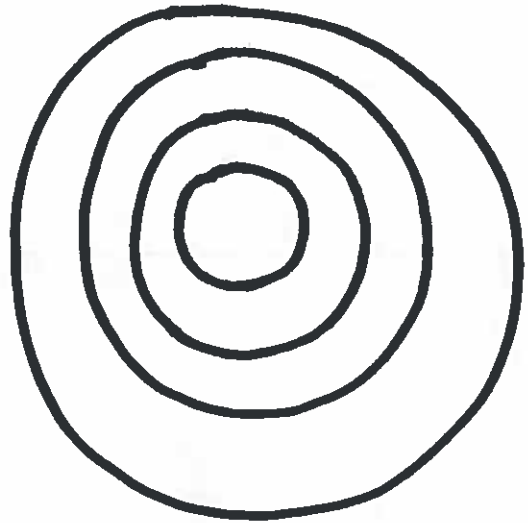


Circle Doodles


1. Draw a small circle near the centre of your paper.




2. Draw another circle around your first circle. Keep drawing bigger circles around your first circle. These are called concentric circles. They have a common centre.



2. Add other circles of different sizes anywhere on your paper.



4. Colour!



The value of doodling:

- Doodling and colouring is relaxing.
- Doodling improves memory and increases attention span.
- Doodling make great art!



Supplies

- Plain paper - letter size paper will be too big for some to complete a doodle and colour it. Cut the paper in half.
- Markers, crayons or coloured pencils
- Instruction sheet (previous page)

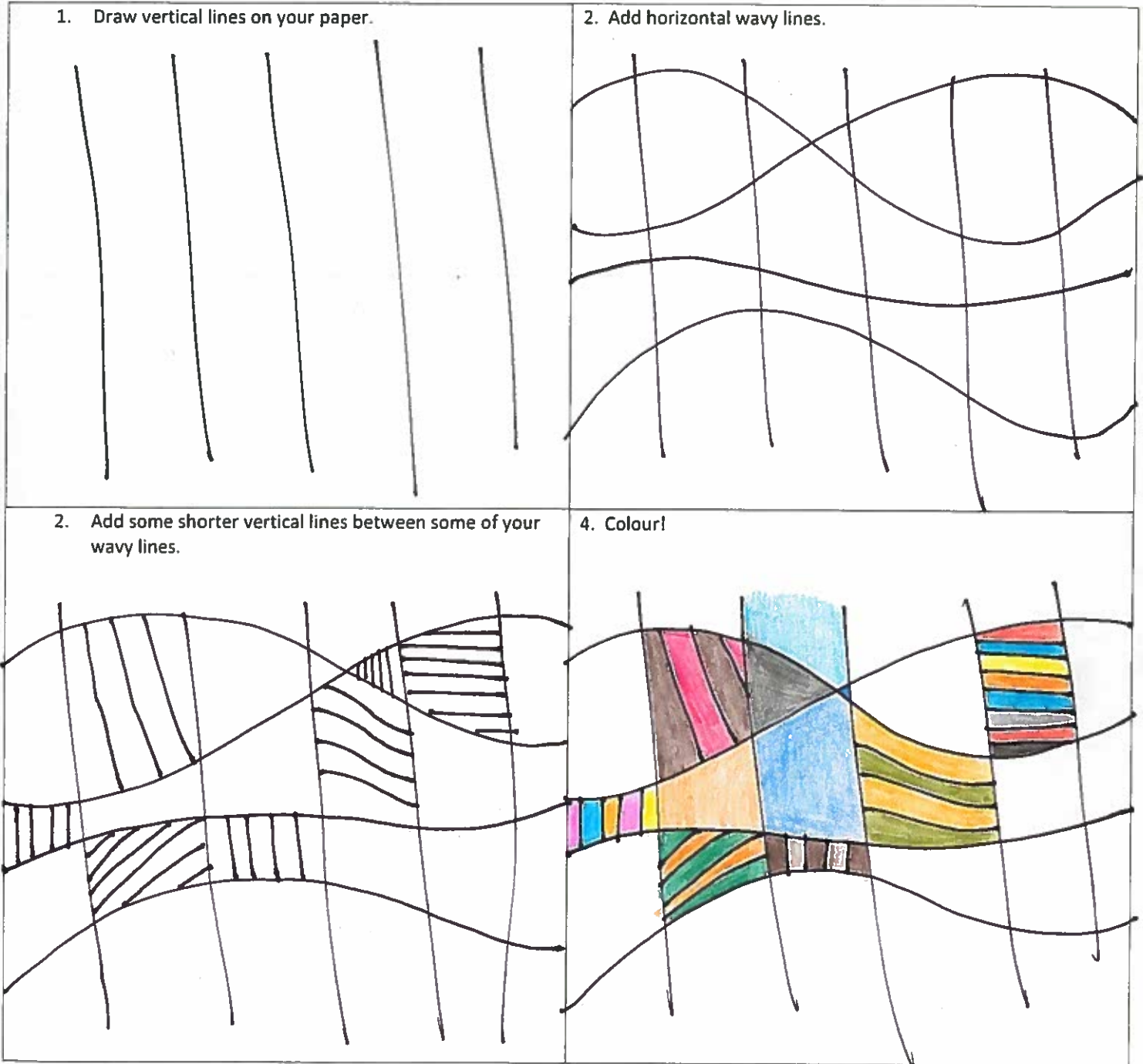
Instructions:

- Put the instruction sheet in an acrylic holder on the table with crayons, markers or coloured pencils.
- Place a display of books on the table:
 - Books on doodling, zentangle and drawing – The Arts AR 9168
 - Books about colour – Science and Nature SN 7250
 - Books about geometry – Science and Nature SN 7960
 - Books about paper crafts – Crafts CR 4240
 - Books about origami – Crafts CR 4245
 - Books about post modern art, cubism, impressionism, etc. – The Arts 9117 to 9118
 - J Fic titles by Judy Press
 - Graphic novels
 - Books about shapes
- Start doodling!

Learning Skills:

- Doodling and colouring make great art. You don't need to be a great artist – you just need a little imagination. Doodling is a way of developing creative ideas.
- Doodling improves focus – the mind calms and 'zones out' when colouring or doodling allowing your brain to focus on what is being said. When people are only listening to auditory information it's easy for the mind to drift. Doodling helps to better absorb information. A study in the journal Applied Cognitive Psychology in 2009 found that doodles retained 29% more information than non-doodlers.
- Doodling improves memory and increases attention span.
- Doodling can improve problem solving. When people are brainstorming, creativity can rely on habitual patterns. When you doodle you access different parts of your mind.
- Colouring and doodling is relaxing.

Geometric Line Doodles



The value of doodling:

- Doodling and colouring is relaxing.
- Doodling improves memory and increases attention span.
- Doodling make great art!



Supplies

- Plain paper - letter size paper will be too big for some to complete a doodle and colour it. Cut the paper in half.
- Markers, crayons or coloured pencils
- Instruction sheet (previous page)

Instructions:


- Put the instruction sheet in an acrylic holder on the table with crayons, markers or coloured pencils.
- Display books on the table:
 - Books on doodling, zentangle and drawing – The Arts AR 9168
 - Books about colour – Science and Nature SN 7250
 - Books about geometry – Science and Nature SN 7960
 - Books about paper crafts – Crafts CR 4240
 - Books about origami – Crafts CR 4245
 - Books about post modern art, cubism, impressionism, etc. – The Arts 9117 to 9118
 - J Fic titles by Judy Press
 - Graphic novels
 - Books about shapes

Learning Skills:


- Doodling and colouring make great art. You don't need to be a great artist – you just need a little imagination. Doodling is a way of developing creative ideas.
- Doodling improves focus – the mind calms and 'zones out' when colouring or doodling allowing your brain to focus on what is being said. When people are only listening to auditory information it's easy for the mind to drift. Doodling helps to better absorb information. A study in the journal Applied Cognitive Psychology in 2009 found that doodles retained 29% more information than non-doodlers.
- Doodling improves memory and increases attention span.
- Doodling can improve problem solving. When people are brainstorming, creativity can rely on habitual patterns. When you doodle you access different parts of your mind.
- Colouring and doodling is relaxing.

Triangle Doodles


1. Draw a triangular grid on your paper.
It doesn't need to be perfect!




2. Draw another triangle inside each of your triangles.




3. Add stripes to the grid lines.



4. Fill in every other space on your grid lines.



5. Colour some of your triangles.



6. Draw patterns in the remaining triangles.



The value of doodling:

- Doodling and colouring is relaxing.
- Doodling improves memory and increases attention span.
- Doodling make great art!



Supplies

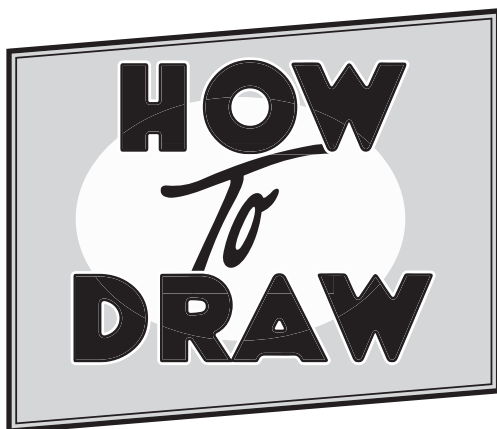
- Plain paper - letter size paper will be too big for some to complete a doodle and colour it. Cut the paper in half.
- Markers, crayons or coloured pencils
- Instruction sheet (previous page)

Instructions:

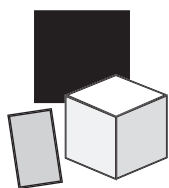
- Put the instruction sheet in an acrylic holder on the table with crayons, markers or coloured pencils.
- Place a display of books on the table:
 - Books on doodling, zentangle and drawing – The Arts AR 9168
 - Books about colour – Science and Nature SN 7250
 - Books about geometry – Science and Nature SN 7960
 - Books about paper crafts – Crafts CR 4240
 - Books about origami – Crafts CR 4245
 - Books about post modern art, cubism, impressionism, etc. – The Arts 9117 to 9118
 - J Fic titles by Judy Press
 - Graphic novels
 - Books about shapes
- Start doodling!

Learning Skills:

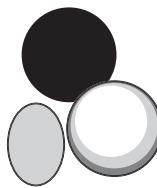
- Doodling and colouring make great art. You don't need to be a great artist – you just need a little imagination. Doodling is a way of developing creative ideas.
- Doodling improves focus – the mind calms and 'zones out' when colouring or doodling allowing your brain to focus on what is being said. When people are only listening to auditory information it's easy for the mind to drift. Doodling helps to better absorb information. A study in the journal Applied Cognitive Psychology in 2009 found that doodles retained 29% more information than non-doodlers.
- Doodling improves memory and increases attention span.
- Doodling can improve problem solving. When people are brainstorming, creativity can rely on habitual patterns. When you doodle you access different parts of your mind.
- Colouring and doodling is relaxing.



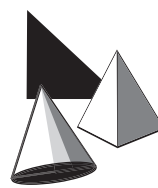
Drawing an object begins with some basic shapes. Look around and you'll see them in everything.



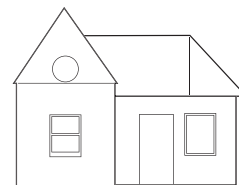
Squares,
Rectangles &
Cubes



Circles,
Ovals, &
Spheres



Triangles,
Cones &
Pyramids

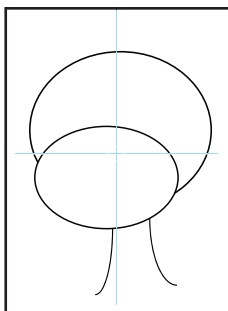


Use the shapes to
draw anything, like
this house.


Let's Draw a Dog!

Start your drawing with very light pencil lines and darken them later.


Step 1: Draw a circle for the head. Put an oval over the circle for the muzzle. Use two curved lines as the neck.




Step 2: Use ovals for the eyes. Add an oval for the nose. Place two ovals above the head to start the ears. Add a curved line for the mouth.




Step 3: Attach the ear ovals to the head with a line. Add an oval to the mouth for the tongue. Put a line down the center of the tongue. Add a large oval around one eye for a cool doggy spot!



Now you have your drawing. Darken the lines you want to keep and gently erase any you don't want. Your dog is ready to be colored.





Word Search



Name: _____

Word Search

C	M	I	F	R	I	E	N	D	S	Z	D
F	O	E	T	E	F	O	I	I	P	K	Y
A	I	G	K	R	C	A	K	E	I	R	K
M	R	D	U	B	A	L	D	V	Z	R	I
I	A	U	Y	E	A	N	I	Q	Z	P	D
L	B	I	R	T	H	D	A	Y	A	Q	S
Y	P	H	D	L	P	A	R	T	Y	E	D
H	Z	B	A	L	L	O	O	N	S	Z	O

Find the following words in the puzzle.

Words are hidden → and ↓ .

BALLOONS

BIRTHDAY

CAKE

FAMILY

FRIENDS

KIDS

MOIRA

PARTY


PIZZA



The Canadian
Children's
Book Centre

 **annick press**
annickpress.com

Art by Michael Martchenko

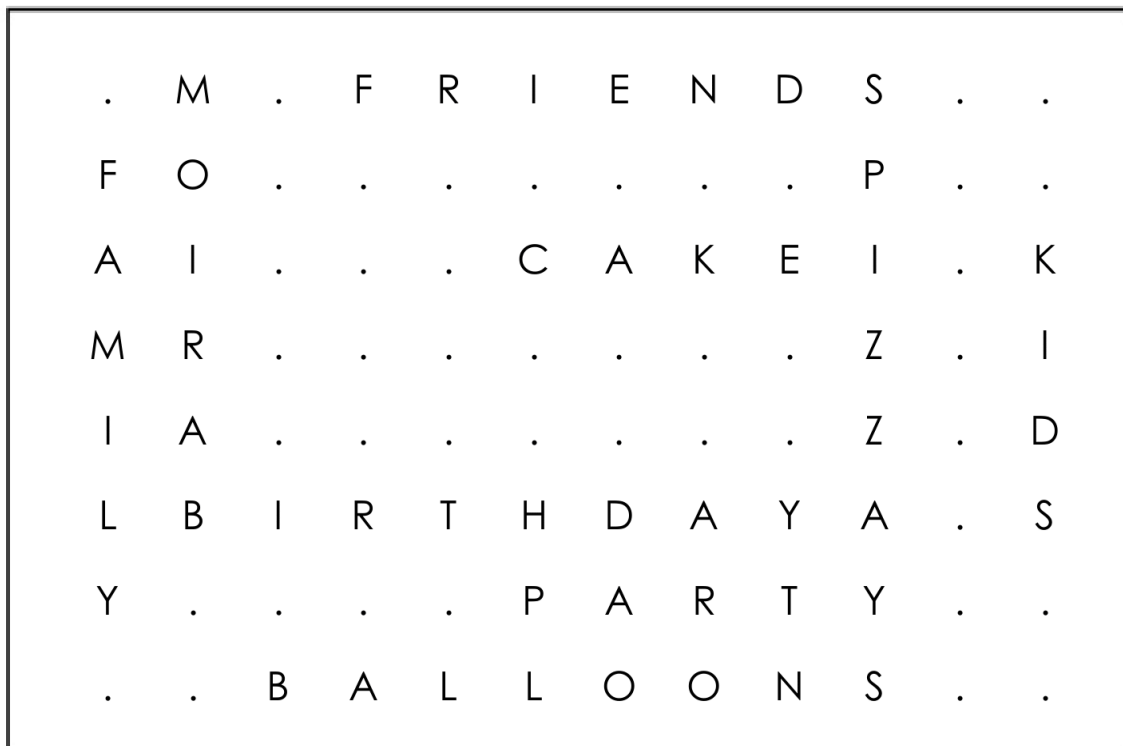


Word Search



SOLUTION

Word Search



Word directions and start points are formatted: (Direction, X, Y)

(S,)
BALLOONS (E,3,8)
BIRTHDAY (E,2,6)
CAKE (E,6,3)
FAMILY (S,1,2)
FRIENDS (E,4,1)
KIDS (S,12,3)

MOIRA (S,2,1)
PARTY (E,6,7)
PIZZA (S,10,2)



The Canadian
Children's
Book Centre

Art by Michael Martchenko

 **annick press**
annickpress.com


My Rhyming Book

Color in the pictures and fill in the blank spaces.

Then, have an adult help you cut out the pages and staple your book together.


_____ 's
Rhyming
Book

1.




_____ ock

3.



_____ ock

2.



_____ lock

4.

My Rhyming Book

Color in the pictures and fill in the blank spaces.

Then, have an adult help you cut out the pages and staple your book together.

_____'s
Rhyming
Book

1.



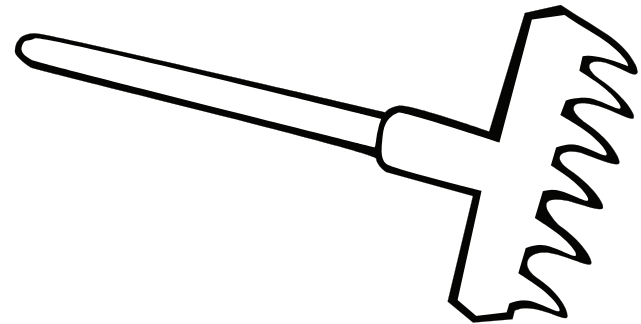
____nake

3.



____ake

2.



____ake

4.


My Rhyming Book

Color in the pictures and fill in the blank spaces.

Then, have an adult help you cut out the pages and staple your book together.


_____'s
Rhyming
Book

1.



____ree

3.



____ee

2.



____hree

4.

Ancient Olympics Word Search

TD
Summer
Reading
Club

J	A	V	E	L	I	N	A	A	J	G
G	N	I	N	N	U	R	X	M	U	U
G	N	A	I	R	T	S	E	U	Q	E
A	Y	G	J	G	O	T	C	M	C	B
B	H	W	S	U	C	S	I	D	D	O
N	O	L	H	T	A	T	N	E	P	X
P	A	N	K	R	A	T	I	O	N	I
W	R	E	S	T	L	I	N	G	Q	N
M	P	M	E	I	A	K	A	L	Z	G



Look for these Ancient Olympic Sports:

Boxing

Running

Pankration

Equestrian

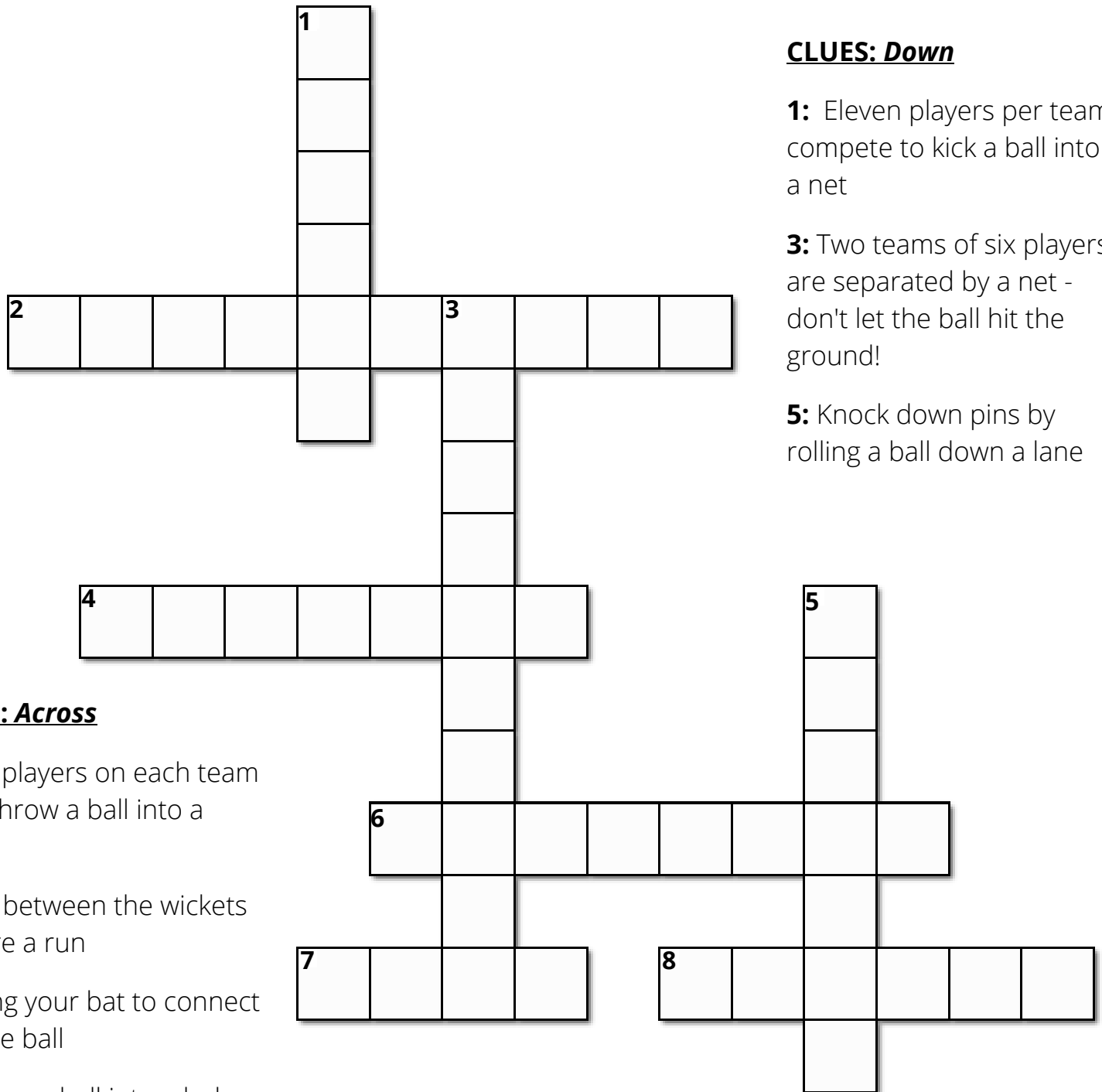
Javelin

Discus

Wrestling

Pentathlon

Ball Sports Crossword Puzzle



The Braille Alphabet

Braille is composed of six dots.

Each dot or combination of dots represents a letter.

a	b	c	d	e	f	g	h	i	j

k	l	m	n	o	p	q	r	s	t

u	v	w	x	y	z				











Decode the braille (answer found on side)











Braille your name







Please also print your name: _____

Secret Messages

Use this code to write a secret message
and then give it to someone to decode!

A	B	C	D	E	F	G	H	I	J
									

K	L	M	N	O	P	Q	R	S	T
									

U	V	W	X	Y	Z
					

Write your secret message here:

Silly Story



Instructions:

Step 1: Fill in all the word boxes on this page - don't look at the other side of the page yet!

Step 2: Flip this sheet over

Step 3: Add your words to the story by matching the numbers below with the numbered boxes on the next page

Step 4: Read and enjoy your silly story!

1

Hockey team

2

Number

3

A dog's name

4

Colour

5

Something that smells bad

6

Your favourite drink

7

Clothing

8

Part of a face

9

Superhero

10

Room in your house

If You Give a Dog a Hockey Stick

If you give a dog a hockey stick, he's going to ask to wear his (1)_____ jersey.

When he sees the jersey, he'll probably ask you to sew number (2)_____ on the back. Once you're done that, he'll ask you to add (3) _____ above the number.

After he puts the jersey on, he'll ask you to tighten his (4) _____ helmet. Then he'll ask you to hand over his skates, but he will be annoyed that they smell like (5) _____.

You'll wash the skates in (6) _____ , and that will make him happy. He will finally skate out onto the ice, but then he'll want you to put on your (7) _____ and be the goalie. You'll need to protect your

(8) _____, so you'll have to put on your

(9) _____ mask. And after ALL that, you'll

realize that you forgot the puck in your (10) _____.

The End

Science Scramble

ntoillipnoa

lfwoer

dribs

onhsbeyee

insk

centra

ytiesdn

cetysmoes

llepon

lftoa

ebse

sxabwe

tsign

ieeispdct

emrsmu

